MERRONBROOK
Delivering Timber Engineering Excellence
Hazeley Bottom | Hartley Wintney | Hook | Hampshire | RG27 8LU
Tel: 01252844747 | E-mail: sales@merronbrook.co.uk | Web: www.merronbrook.co.uk

Timber Gable to Masonry Fixing Detail

The details have been developed to safely transfer lateral wind load on the masonry and timber gable ends into the braced roof diaphragm. This provides a verified connection between timber gable panels to masonry walls. The details meets the minimum requirement of Building Regulations 2010 approved document A, NHBC Standards for houses of three storeys or less in England and Wales. This detail is accepted by NHBC.

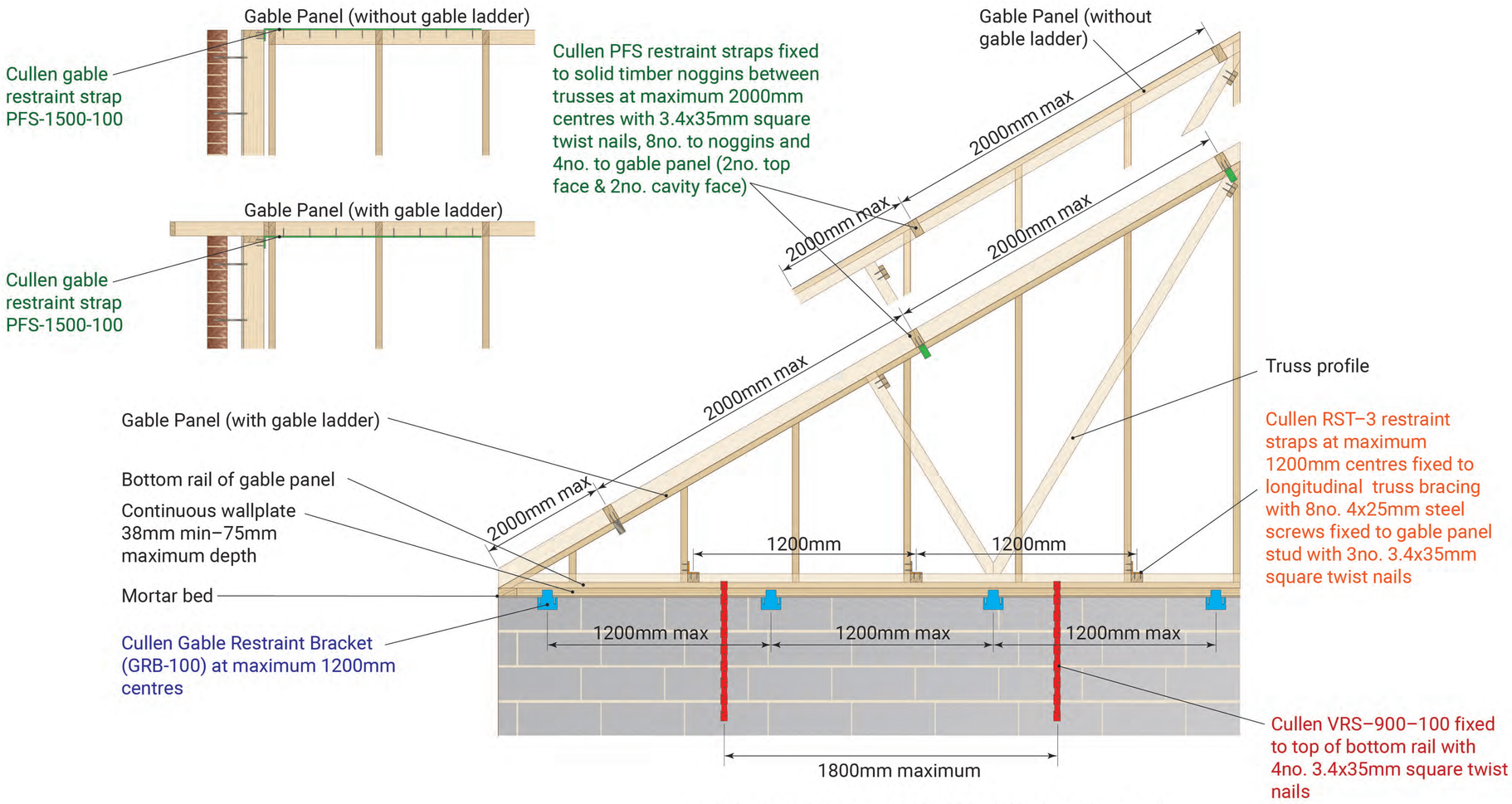

Vertical restraint strap plugged and screwed to blockwork at maximum 1.8m centres either–Cullen VRS–900–100 installed to top of gable panel bottom rail

MERRONBROOK Supply List

NOT TO SCALE

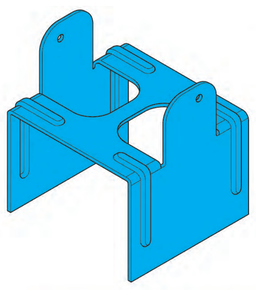

GABLE RESTRAINT BRACKET
PART NUMBER:
GRB-100

VERTICAL WALLPLATE STRAP
PART NUMBER:
VRS-900-100

RESTRAINT TWIST STRAP
PART NUMBER:
RST-3



GABLE RESTRAINT STRAP
PART NUMBER:
PFS-1500-100

CULLEN

Gable Restraint Bracket Installation

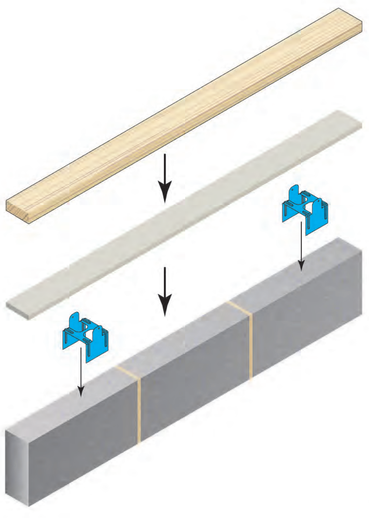

Components:

— Wallplate

— Mortar

—Gable Restraint Brackets

—Wall

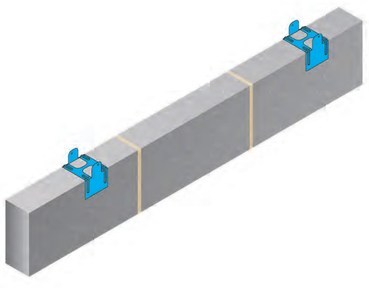

Gable restraint brackets placed on wall at 1200mm* maximum centres (no fixings required).

*for buildings up to 3 storey England & Wales and 2 storey Scotland



10mm maximum mortar bed on wall prior to wallplate being fixed.

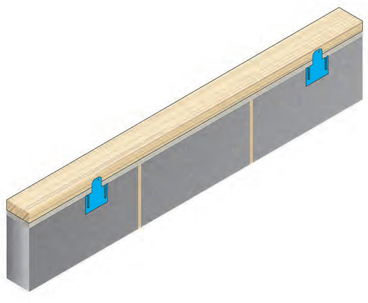

38-75mm wallplate bedded on mortar and fixwd to gable restraint brackets with 3 5x40mm wood screws (2 no per bracket)

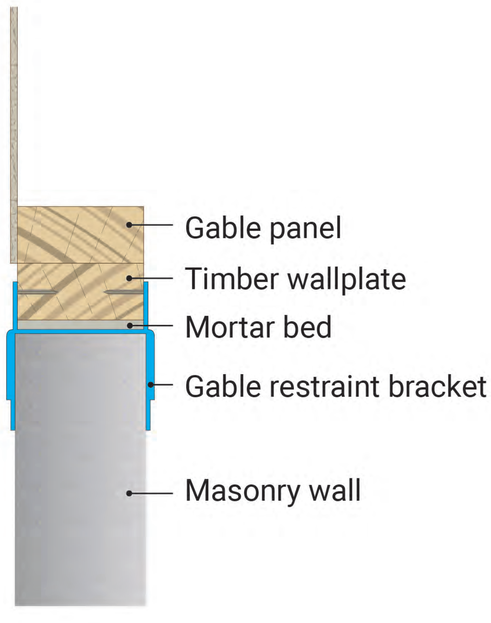

These Details are supplied in good faith but without liability. It is the building designers responsibility to ensure they are satisfied with all elements of the building and its connections.

08/06/21 Version Number 001 Rev C

Timber Gable to Masonry Fixing Detail

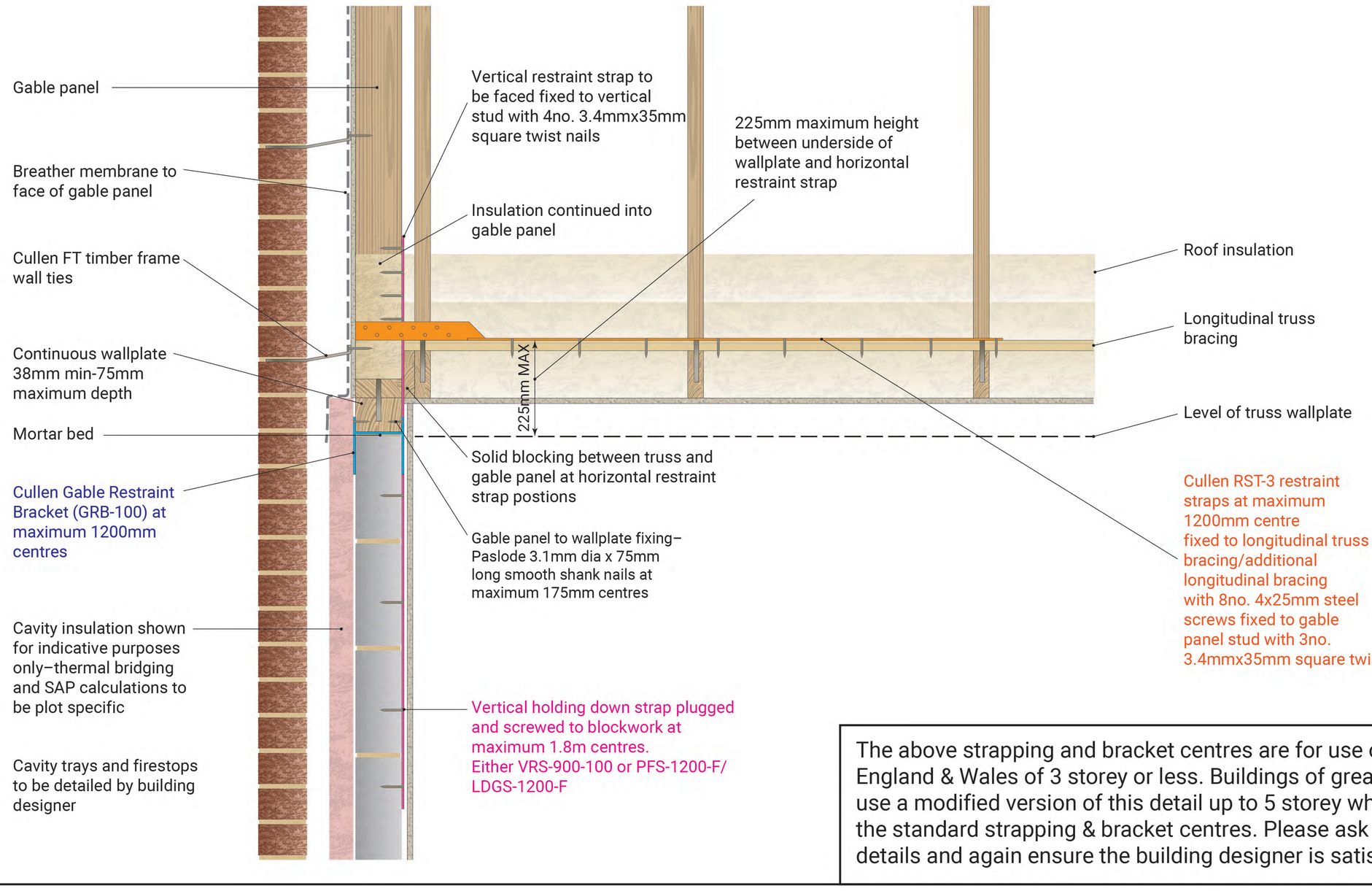

The above strapping and bracket centres are for use on buildings in England & Wales of 3 storey or less. Buildings of greater height may use a modified version of this detail up to 5 storey which increases the standard strapping & bracket centres. Please ask for further details and again ensure the building designer is satisfied

Party Wall Panel Detail

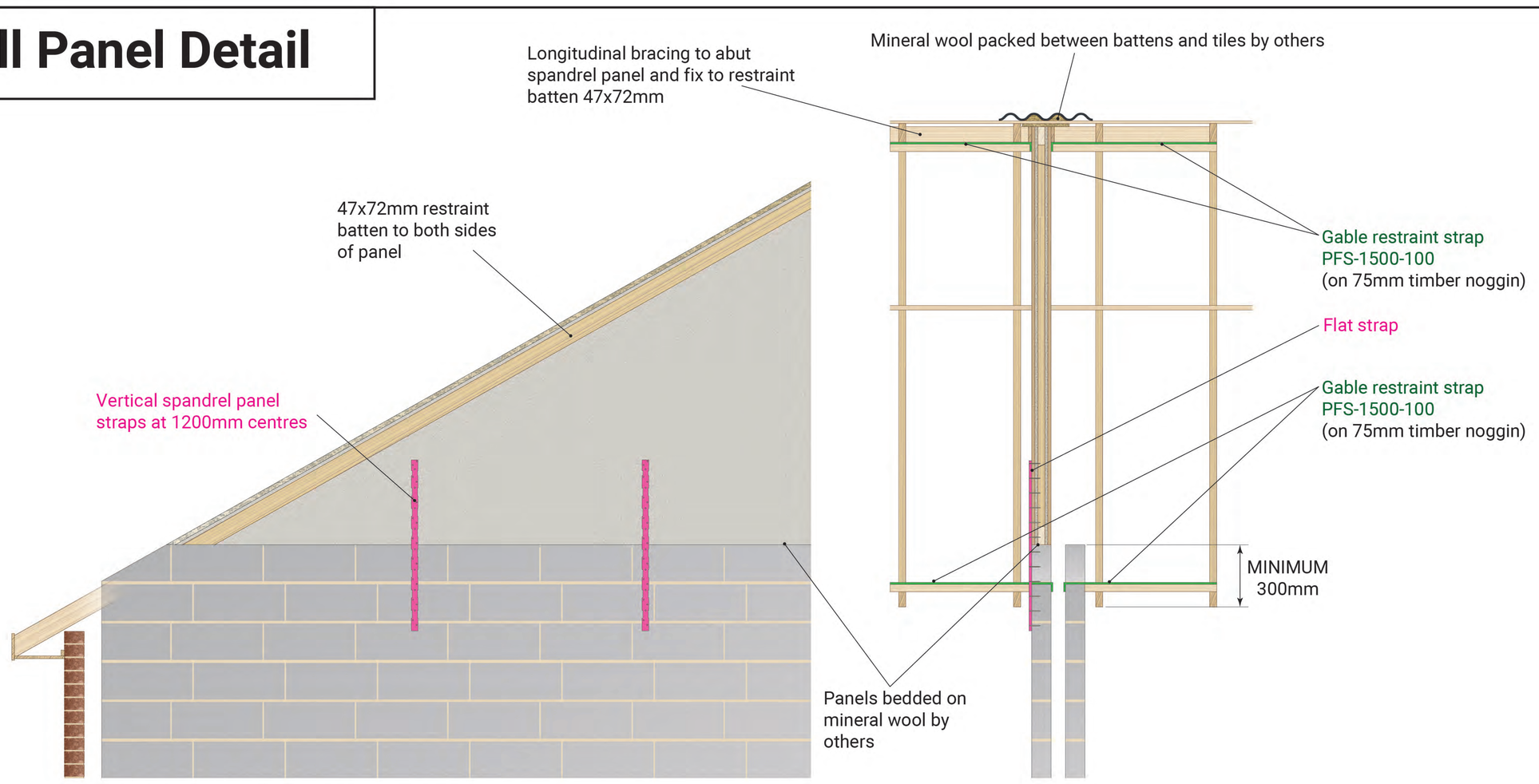

MERRONBROOK Supply List

NOT TO SCALE



FLAT STRAP
PART NUMBER:
LDGS-1200-F

GABLE RESTRAINT STRAP
PART NUMBER:
PFS-1500-100



CULLEN

These Details are supplied in good faith but without liability. It is the building designers responsibility to ensure they are satisfied with all elements of the building and its connections.

08/06/21 Version Number 001 Rev C

E-Brochure SCAN ME

Website SCAN ME